

NITRO BIB


CLEANING INSTRUCTIONS

Step 1:

Fill a pitcher with 6 oz. of cleaning solution and 1 gallon of warm water




Step 2:



Connect a cleaning hose to the RTD input

Step 3:

Place the cleaning hose into the pitcher



Step 4:


Run the solution through the bib. Stop dispensing once you can see the solution dispensing

Step 5:

Once you stop the faucet, let it sit for about 15 minutes



Step 6:



After the 15 minutes is up, turn the faucet back on and dispense the remaining solution

Step 7:

To finish, flush the system with a gallon of warm water

